

# PERFORMANCE REPORT

MID-MAY 2014

## Net return history (shareclass RC NOK\*\*\*, net of fees)

	Jan	Feb	Mar	Apr	May****	Jun	Jul	Aug	Sep	Oct	Nov	Dec	YTD
2014	1.1%	1.0%	0.9%	0.7%	0.3%								4.0%
2013	1.1%	0.8%	1.0%	1.0%	1.5%	0.0%	1.1%	1.2%	1.1%	-0.1%	1.1%	0.8%	11.0%
2012	2.7%**	1.7%	1.1%	1.0%	0.2%	1.0%	0.8%	1.2%	0.7%	-1.0%	1.5%	1.6%	13.0%**
2011	1.9%	2.3%	2.0%	1.4%	-1.7%	-2.4%	1.0%	-2.3%	-2.6%	1.4%	0.0%	0.6%	1.5%
2010	6.2%*	0.8%	2.0%	3.8%	-3.4%	1.3%	1.4%	2.2%	2.8%	1.5%	1.1%	-1.0%	19.9%
2009	8.9%	0.3%	-4.2%	2.1%	1.2%	7.9%	6.8%	3.0%	5.7%	2.6%	1.4%	4.1%	46.8%
2008									-2.6%	-3.2%	-10.4%	-13.5%	-26.9%

## Net asset value (shareclass RC NOK\*\*\*, net of fees)

	Jan	Feb	Mar	Apr	May	Jun	Jul	Aug	Sep	Oct	Nov	Dec	YTD
2014	121.5	122.6	123.7	124.6	124.9								4.0%
2013	109.5	110.3	111.3	112.5	114.2	114.2	115.4	116.8	118.0	117.9	119.2	120.1	11.0%
2012	131.0**	137.5	101.1***	102.1	102.3	103.3	104.1	105.4	106.2	105.0	106.6	108.3	13.0%**
2011	126.9	129.9	132.4	134.4	132.1	128.9	130.2	127.2	123.9	125.6	125.7	126.4	1.5%
2010	110.3*	111.3	113.4	117.7	113.6	115.1	116.8	119.3	122.6	124.4	125.8	124.54	19.9%
2009	79.6	79.8	76.5	78.1	79.0	85.2	91.1	93.8	99.2	101.8	103.1	107.3	46.8%
2008								100.0	97.5	94.3	84.5	73.1	-26.9%

\*From January 2010, performance and NAV are reported based on the EC share class. EC share class 31 December 2009: 103.9  
Past performance is no guarantee for future performance

\*\*From 1 Jan 2012, performance and NAV are reported on return in NOK

\*\*\*From March 2012, performance and NAV are reported based the EC NOK share class, EC changed name to RC NOK as of January 2013

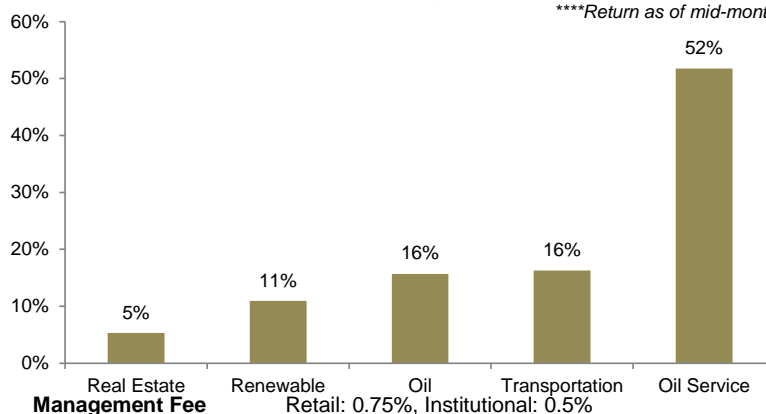
\*\*\*\*Return as of mid-month

## Key statistics

Performance per mid-May 2014, Net of fees (RC NOK)	0.3%
Performance YTD (RC NOK shareclass)	4.0%
Performance since inception	70.3%
Number of positions 15/05/2014	36
Number of issuers	31

## Fund terms

Currency	NOK
Domicile	Luxembourg
Investment Manager	Storm Capital Management Ltd
Prime Broker	Oppenheim Asset Management Services
Administrator	Deutsche Fund Platforms



Performance Fee 10%

Liquidity Weekly

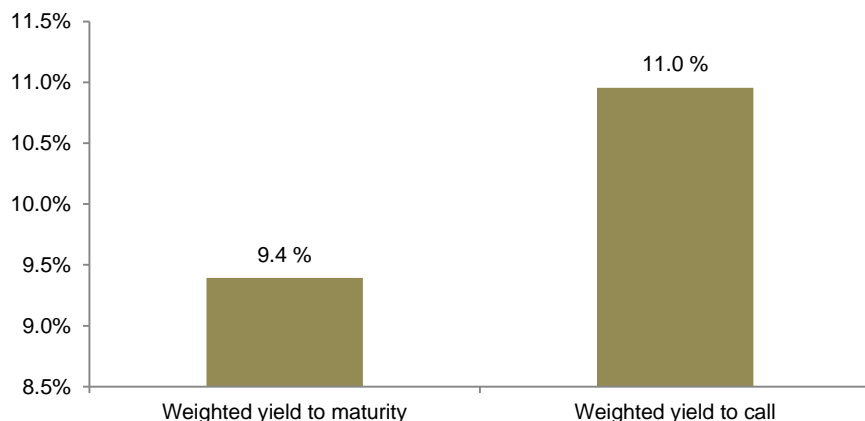
Auditor PriceWaterhouseCoopers

# PERFORMANCE REPORT

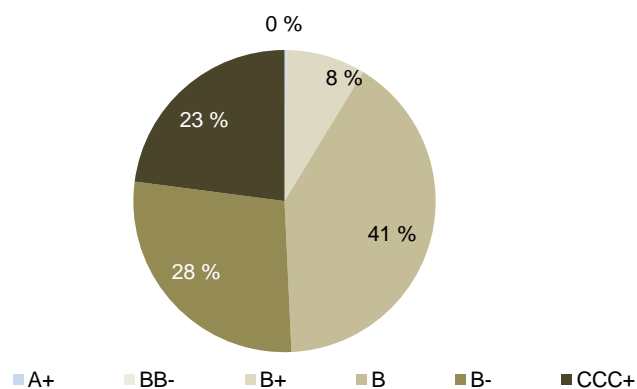
MID-MAY 2014

Storm Bond Fund was up 0.3% per mid-May and is up 4.0% YTD.

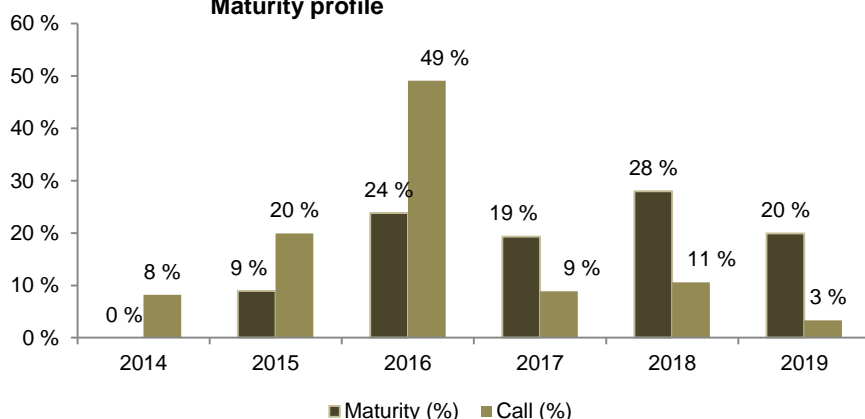
## Yield to maturity and yield to call



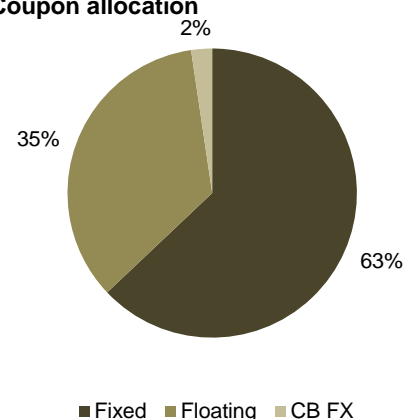
## Credit rating



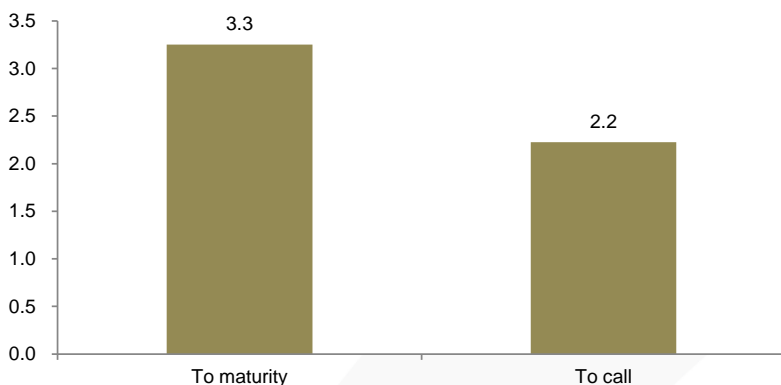
## Maturity profile



## Coupon allocation



## Duration, years

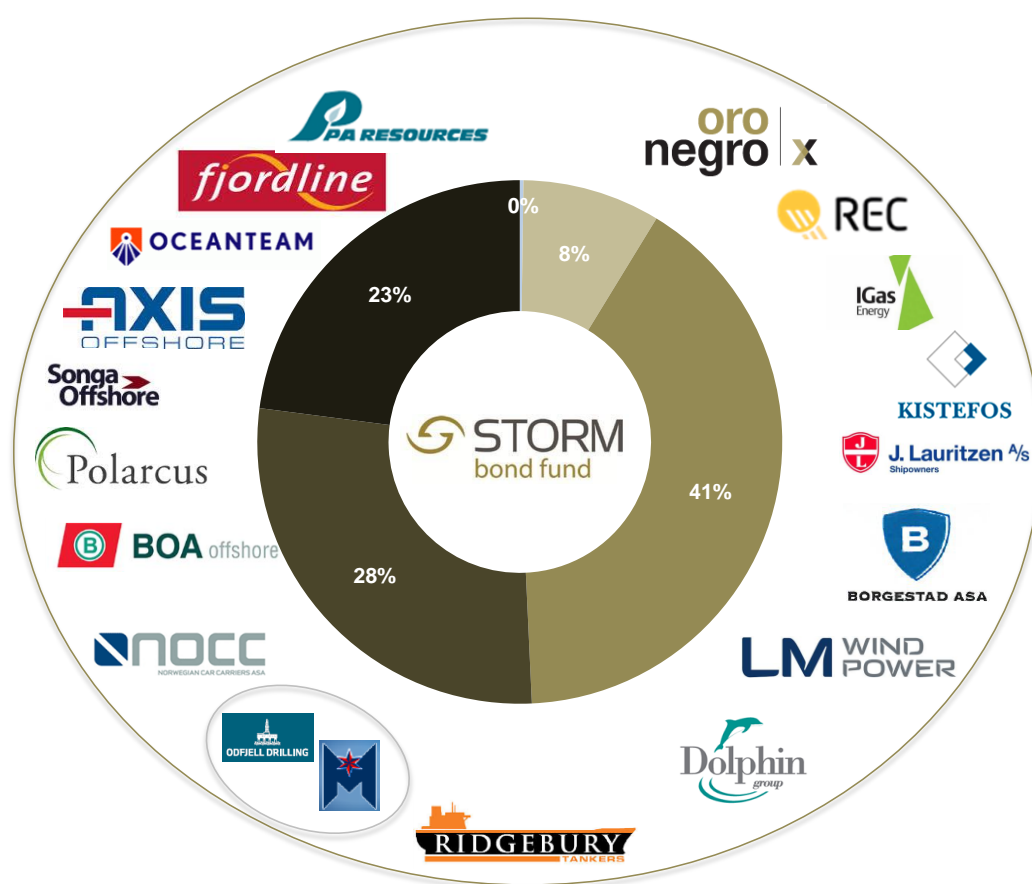


## Top 10 positions

Name	% NAV
1 LM Group Holding	5.2%
2 J.Lauritzen Holding 12-17 FRN	5.1%
3 REC Silicon ASA 11-18	4.7%
4 Oceanteam Shipping ASA 12-17 FRN	4.5%
5 Kistefos AS 13-16 FRN	4.4%
6 Boa Offshore AS 13-18 FRN	4.4%
7 Bluewater Holding B.V. 13-19	4.2%
8 Polarcus Ltd (Cayman Islands) 8 07.06.2018	3.7%
9 Chloe Marine Corp. Ltd. 11-16	3.5%
10 Songa Offshore ASA 11-18 FRN	3.3%

Selected investments in Storm Bond Fund

A+	0%
BB-	0%
B+	8%
B	41%
B-	28%
CCC+	23%



**Team**

**Portfolio Managers / Trading**



Morten E. Astrup



Kim Johanson

**Research / Corporate Finance**



Erik M. Mathiesen



Christian G. Ståhl

**Compliance**



Einar Pedersen

**How to invest in Storm Bond Fund**

International/UK: London office

Scott Smith +44 207 409 3378 or [scott@stormcapital.co.uk](mailto:scott@stormcapital.co.uk)

Oslo office:



Tore Andersen +47 920 35 908 or [tore@stormcapital.no](mailto:tore@stormcapital.no)



Marcus Johannessen +47 951 35 853 or [marcus@stormcapital.no](mailto:marcus@stormcapital.no)