

ABOUT THE FUND

Storm Bond Fund (UCITS) is a Nordic High Yield fund. The fund seeks to hold 30-40 of the best risk-adjusted high yield bonds in the Nordics at all times. The investment process is based on a top-down market screening of the universe and a detailed bottom up analysis of the individual companies. The management team has extensive experience in Nordic High Yield and is among the largest investors in the fund.

NET RETURN HISTORY (SHARECLASS RC NOK***, NET OF FEES)

	Jan	Feb	Mar	Apr	May	Jun	Jul	Aug	Sep	Oct	Nov	Dec	YTD
2017	3,3%	3,0%	2,1%	1,3%	0,6%	-1,1%	0,8%	1,1%	1,1%	0,3%	-0,2%		12,9%
2016	-1,9%	-3,2%	6,0%	4,1%	-0,5%	0,6%	1,8%	3,3%	-0,4%	1,2%	0,1%	5,8%	17,8%
2015	-2,7%	-1,3%	-0,2%	1,5%	2,1%	0,4%	0,4%	-3,7%	-2,8%	1,3%	-0,7%	-4,2%	-9,6%
2014	1,1%	1,0%	0,9%	0,7%	0,7%	0,8%	0,6%	0,1%	-1,3%	-5,5%	-0,3%	-11,5%	-12,7%
2013	1,1%	0,8%	1,0%	1,0%	1,5%	0,0%	1,1%	1,2%	1,1%	-0,1%	1,1%	0,8%	11,0%
2012	2,7%**	1,7%	1,1%***	1,0%	0,2%	1,0%	0,8%	1,2%	0,7%	-1,0%	1,5%	1,6%	13,0%**
2011	1,9%	2,3%	2,0%	1,4%	-1,7%	-2,4%	1,0%	-2,3%	-2,6%	1,4%	0,0%	0,6%	1,5%
2010	6,2%*	0,8%	2,0%	3,8%	-3,4%	1,3%	1,4%	2,2%	2,8%	1,5%	1,1%	-1,0%	19,9%
2009	8,9%	0,3%	-4,2%	2,1%	1,2%	7,9%	6,8%	3,0%	5,7%	2,6%	1,4%	4,1%	46,8%
2008									-2,6%	-3,2%	-10,4%	-13,5%	-26,9%

*From January 2010, performance and NAV are reported based on the EC share class. EC share class 31. December 2009: 103.9. **From 1 Jan 2012, performance and NAV are reported on return in NOK. ***From March 2012, performance and NAV are reported based on the EC NOK share class, EC changed name to RC NOK as of January 2013. Past performance is no guarantee for future performance.

PORTFOLIO COMMENT - MORTEN E. ASTRUP (CHIEF INVESTMENT OFFICER)

Dear investors,

Storm Bond Fund was down 0.2% in November and is up 12.9% YTD

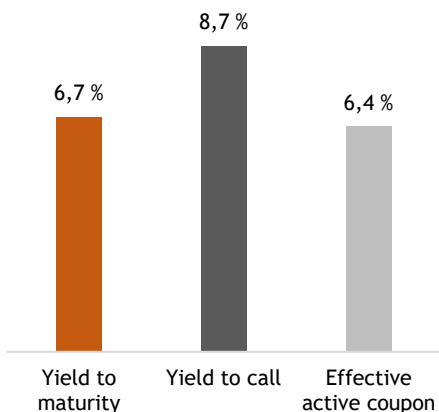
November was a somewhat more challenging month for the European financial markets with the Nordic equity markets trading down ~3% on average during the month. This paired with a very active primary market within Nordic high yield has affected the credit spreads marginally on the negative side. From a fundamental point of view, we deem our portfolio companies to be robust and the Nordic HY market to offer significantly better risk reward on an absolute and relative basis vs. a spread tight US and EU HY market and a multiple expanded equity market. Tax cut hopes have been a significant tailwind this year for the U.S equity markets. With the bill now passed Trump is expected to add to the country's USD ~20 trillion national debt but also increase the probability of a more aggressive near-term interest rate rise in the world's largest economy. We view our portfolio to be very well positioned for higher interest rates with an interest rate duration of less than 1.5 years.

The shipping sector proved to be very active in the primary market during the last months as expected due to the banks being more reluctant to increase its cyclical exposure. We deem this to be positive for the Nordic market as it increases diversification and gives exposure to secured asset deals with relative low LTV's at historical low asset prices. We expect this trend to continue into 2018.

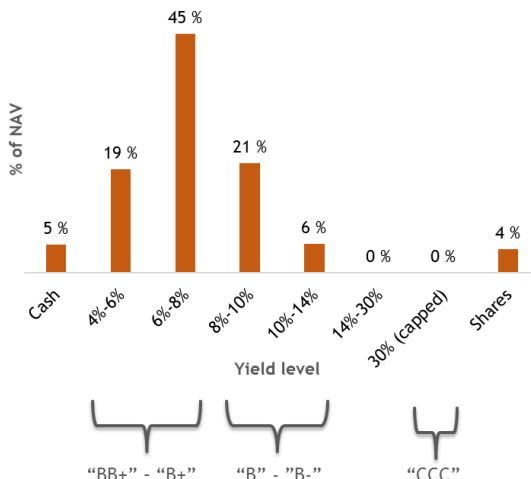
During the month Gulfmark Offshore emerged out of ch. 11 with a clean capital structure and consequently we have converted our bonds to equity. After several years with declining activity, we are starting to signs of an recovery within the Offshore Supply Market. We believe Gulfmark is uniquely positioned with liquidity to withstand a worst-case scenario with negative earnings beyond 2019. The current pricing implies an EV per vessel of USD 4.5m which is some ~50% below peers. We think the value proposition paired with low balance sheet risk over the coming years should yield very good recovery prospects for the debt to equity swap.

Yield to maturity is currently 6.7%, while the yield to call is 8.7%. The effective active portfolio coupon is 6.4%.

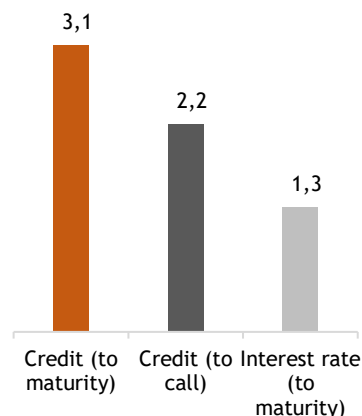
YIELD LEVELS



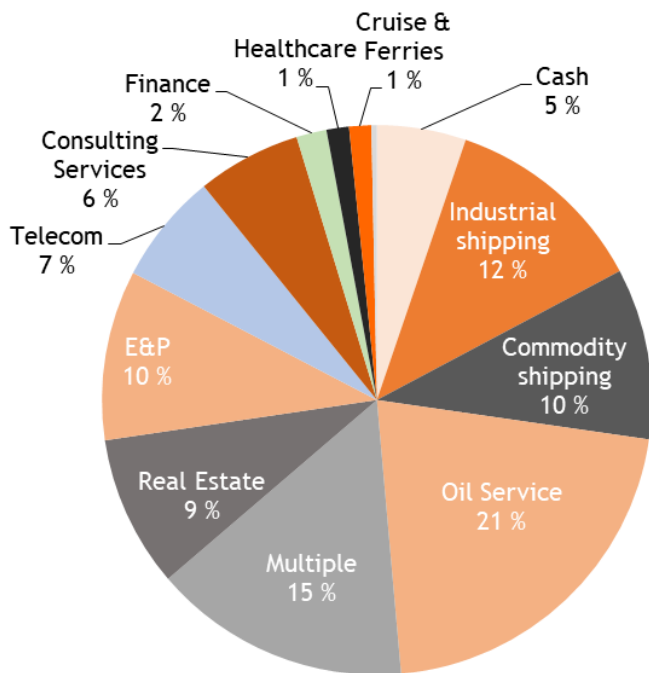
YIELD DISTRIBUTION ("CREDIT RATINGS")



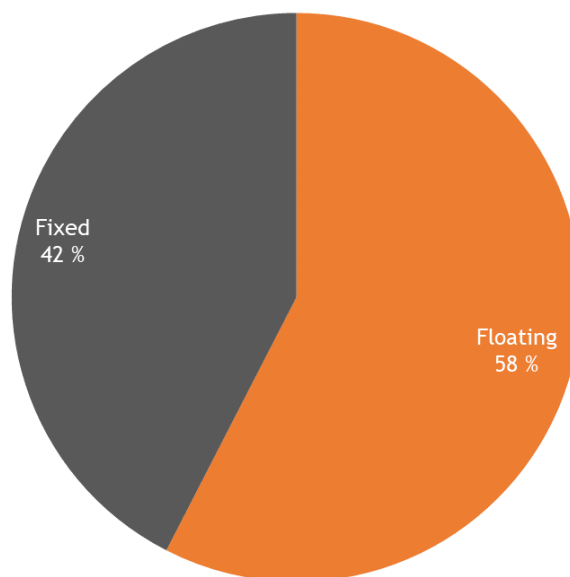
DURATION (YEARS)



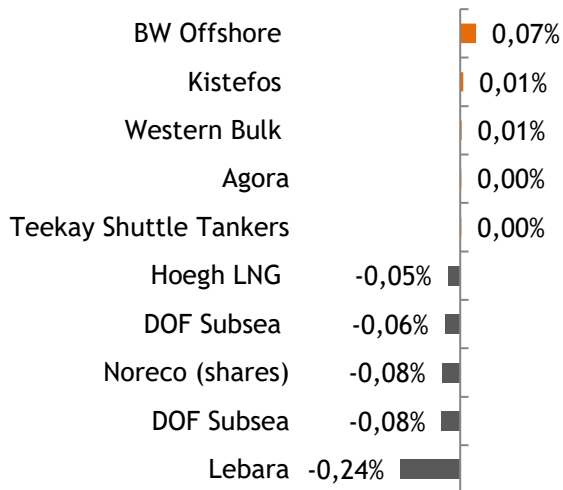
OVERALL INDUSTRY EXPOSURE



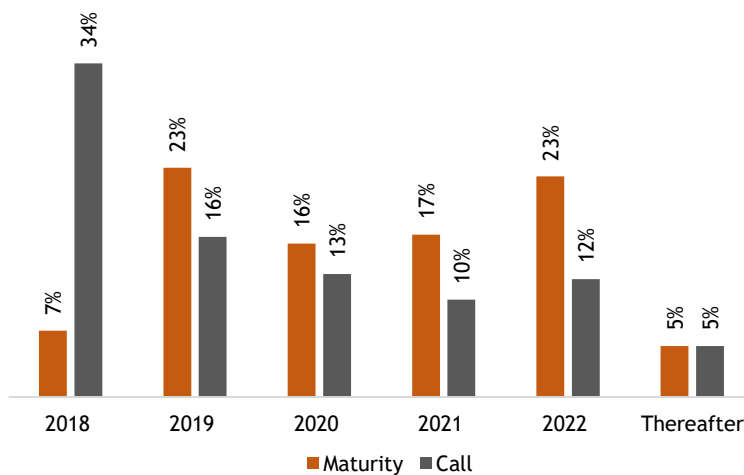
FLOATING VS. FIXED RATES



CONTRIBUTION ANALYSIS (top 5 / bottom 5)

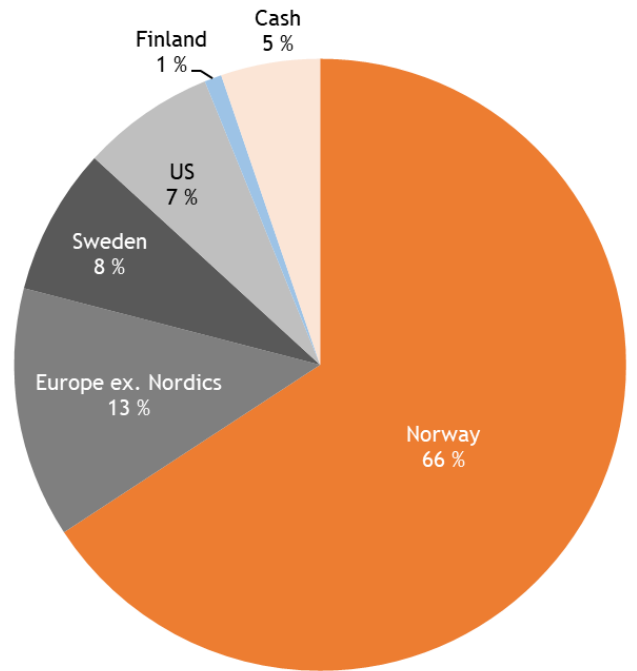
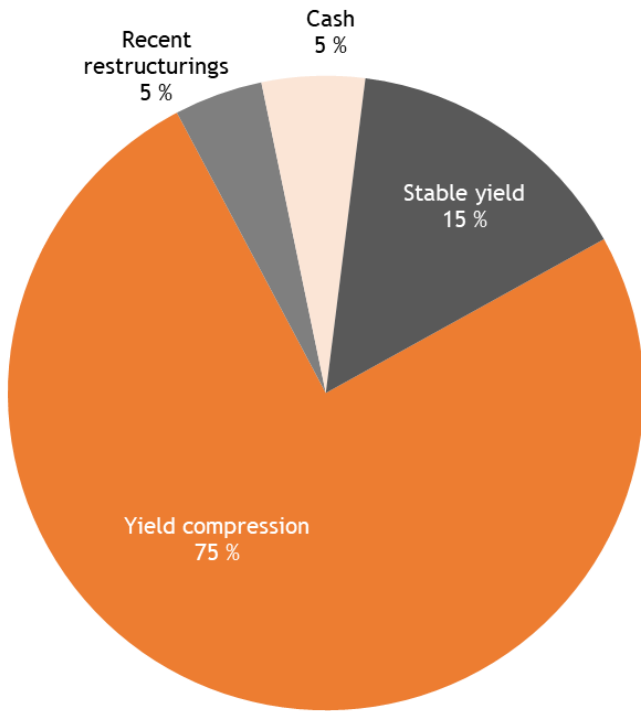


MATURITY PROFILE

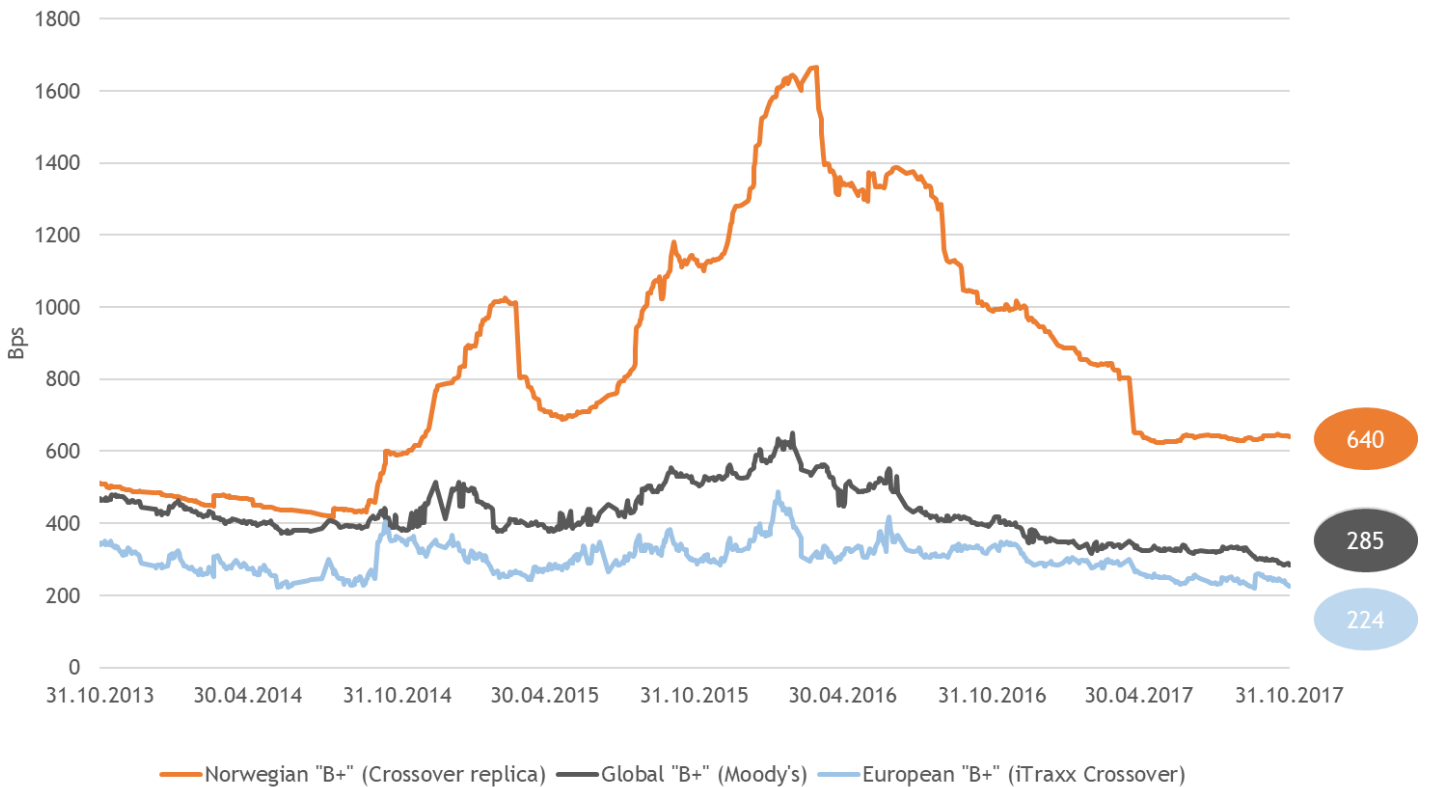


PORTFOLIO OVERVIEW

INVESTMENT BY COUNTRY



SPREAD PREMIUM IN B+ COMPARED TO INTERNATIONAL MARKETS



Source: Sparebank 1 Markets, as of 31.10.2017.

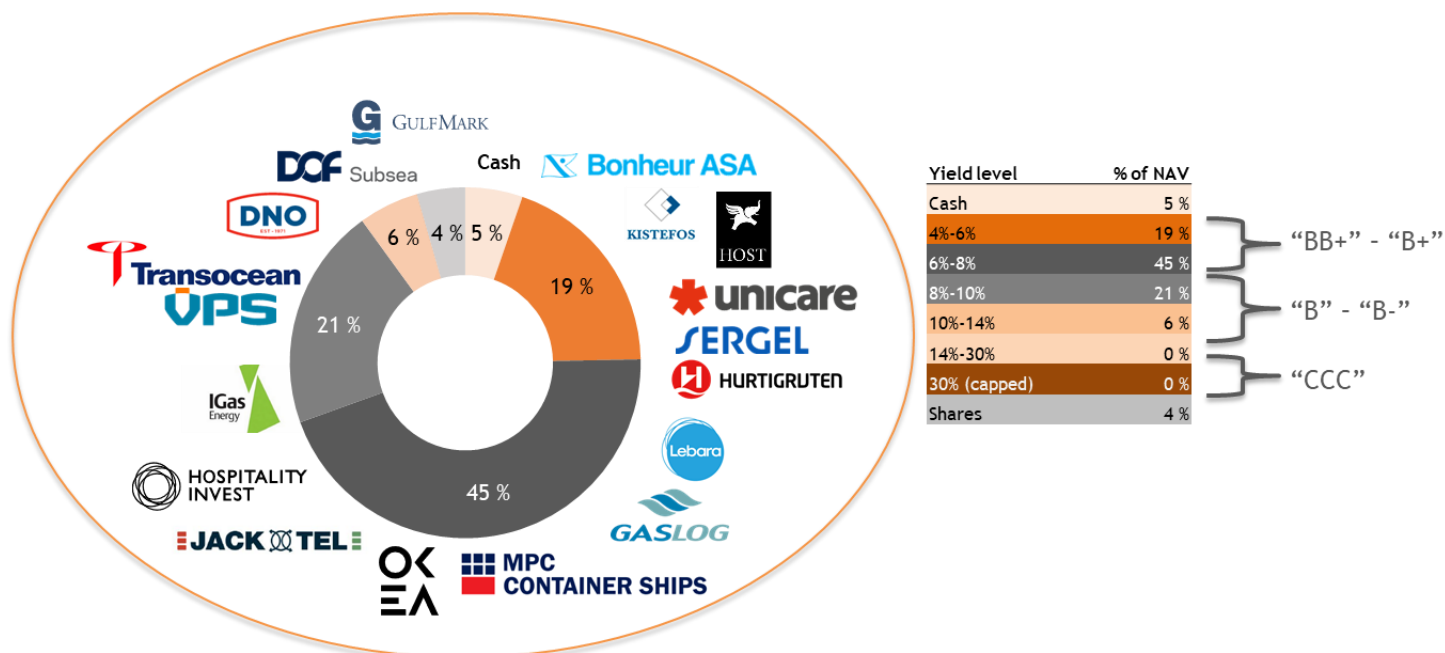
BOND PORTFOLIO - TOP 20

NAME	ISIN	PRICE	YIELD %	NAV %	SHORT DESCRIPTION
1 Veritas Petroleum Services B.V. 14-1NO0010708506		98,50	8,4 %	6,1 %	VPS is the global market leader in Fuel Quality Testing, having an estimated global market share of ~50%. The Company was previously owned by Det Norske Veritas before it was sold to the private equity company IK Investment Partners. The client base consist of ~900 companies with more than 9,000 vessels, meaning a high degree of diversification. The bond is secured and by end-Q2/17 NIBD/EBITDA 4.0x, which provides bondholders with good valuation support.
2 VIEO B.V. 17-22 FRN	NO0010804198	95,44	7,9 %	5,0 %	Lebara is one of Europe's fastest growing mobile companies with ~3.5m active users. We find the bond and the pricing very attractive as it offers solid valuation backing, portfolio diversification and a tight and well-structured bond agreement. The management and owners have identified several measures to grow the business, improve cost-base and increase profitability. Hence, we expect EBITDA and cash flow to improve over the coming years which supports the credit case and yield compression.
3 GasLog Ltd. 17-22	USG37585AC37	105,00	7,5 %	4,2 %	Gaslog is an international owner and operator of LNG carriers listed at NYC stock exchange with a market cap of USD 1.4bn (+MLP Gaslog Partners mcap at USD ~870m). The company controls a fleet of 28 LNG carriers including newbuilds and vessels organised in 27.7% owned Gaslog Partners. We find the GLOG'22 bonds to offer very attractive risk/reward prospects due to its strong contract backlog with oil majors and the fully financed newbuilding programme.
4 Jacktel A/S 14-19	NO0010714561	99,56	7,5 %	4,2 %	1st lien pledge in a jack-up built for the Norwegian continental shelf. Won a contract on Johan Sverdrup in November 2015 with STL that secures work until 2020. We expect the company to obtain other sources of funding before maturity of the bond.
5 Kistefos AS 16-19 FRN	NO0010779291	105,25	5,5 %	4,1 %	Norwegian holding company, which is 100% owned by Christen Sveeas. Strong value support in portfolio companies such as Advanzia Bank and 1881 Opplýsingin. Kistefos recently announced that it has sold Bergmoen AS and Gardemoen Forum AS releasing NOK 210m in cash, hence supporting the credit case and reducing refinancing risk.
6 DNO ASA 15-20	NO0010740392	98,08	9,8 %	3,9 %	DNO is a Middle East and North Africa focused oil and gas company listed on the Oslo Stock Exchange with a market cap of NOK ~11.0bn. Although the Company is operating in regions with political risk the credit benefits from low lifting cost, a strong balance sheet and now more regular and stable cash flows from the authorities (KRG).
7 Bonheur Asa 14-21 FRN	NO0010714538	99,45	4,4 %	3,7 %	Fred. Olsen controlled conglomerate with focus mainly on renewable energy. Has a strong balance sheet and a devoted main owner with a long term view on all investments.
8 Euronav Luxembourg S.A. 17-22	NO0010793888	99,67	7,7 %	3,5 %	Largest publicly listed tanker company in the world with a market cap of USD ~1.3bn. Conservative financial strategy with target to keep a minimum of 2 year operational liquidity runway. Liquidity currently stands at USD ~800m.
9 Golar LNG Partners LP 17-21 FRN	NO0010786056	98,39	8,3 %	3,5 %	The credit is supported by the Company's contract backlog with solid counterparties such as BG, ENI, State of Kuwait etc. Leverage prospects is deemed modest and with bonds lagging peers we expect to see further yield compression over the next 12 months.
10 Okea AS 17-20	NO0010810062	99,47	7,9 %	3,4 %	Okea is an independent E&P company focused on small field developments on the NCS. The interesting feature of this bond is the unique Norwegian petroleum tax system. From a credit perspective, the tax system offers significant downside protection of at least 78% and up to ~95% of invested capital that are tax deductible over 4-6 years. Furthermore, the cash shield is transferrable to other companies and also refundable by the Kingdom of Norway upon discontinuation of operations. On the back of this, we find the credit profile in Okea to be very strong and the bond debt is expected to be covered by escrowed cash and the underlying tax claim even in a scenario with lower oil prices.
11 Transocean Inc. 01-31	US893830AF64	87,50	9,1 %	3,1 %	Leading industry position with a large and diversified offshore fleet. The Company has a strong liquidity position of more than USD 5bn and a contract backlog of USD 15bn. Outstanding debt mainly consist of unsecured bonds, which is deemed positive with regards to recovery/downside protection. Recently acquired Songa Offshore, which we consider to be positive from a credit perspective.
12 Host Property AB 16-19 FRN	SE0009357676	102,54	4,7 %	3,0 %	1st lien pledge in 8 hotel properties in Sweden with a total value of SEK 680m. Prime locations in their respective regional cities. Gross LTV of approx. 50% and average lease maturity of 13 years.
13 MPC Container Ships Invest B.V. 17-2NO0010805872		98,50	6,6 %	2,8 %	Pure play container shipping company. USD 175m in equity raised, listed on Merkur Market in Oslo, and full listing targeted within 2017. Senior secured bond with 1st priority in the fleet. Bond with significant downside protection with LTV of ~45% on historical low valuations. Estimated loan to scrap ratio of 100%.
14 Beerenberg Holdco II AS 17-21 FRN	NO0010786296	101,69	6,7 %	2,7 %	Leading supplier of ISS services in the North Sea, which is one of the largest MMO markets. Strong and long-term relationships with blue-chip companies. Solid earnings visibility and flexible cost base. By end-Q2/17, cash was reported at NOK 176m and NIBD/EBITDA of 2.8x. Bond is secured with pledge in operating entities.
15 Hospitality Invest AS 17-22 FRN	NO0010808835	100,31	6,7 %	2,7 %	Hospitality Invest is a privately-owned investment company and the company invests across a variety of sectors, with a special focus on social services such as preschools and social infrastructure in the Nordic region. The credit profile is deemed to be strong with solid asset backing (~35% LTV) and solid diversification prospects.
16 Golden Ocean Group Ltd. 14-19 ConvNO0010701055		95,69	7,1 %	2,5 %	Golden Ocean is a leading international dry bulk shipping company based in Bermuda, mainly operating in the Capesize, Panamax and Supramax segments. GOGL is listed on NASDAQ and the Oslo Stock Exchange with a market cap of NOK ~9.0bn. Mr. John Fredriksen is the largest shareholder through Hemen Holding, owning 14.5% of the company. GOGL owns and controls a fleet of 70 vessels including newbuildings and vessels chartered in on long term time charter contracts. The value of a 5-year old capesize vessel is at a 30-year low.
17 BW Offshore Ltd. 12-20 FRN	NO0010638075	98,25	6,1 %	2,5 %	BW Offshore is a Norwegian FPSO company listed on the Oslo Stock Exchange with a mcap of NOK ~5bn. We find the BWO bonds attractive with the bonds trading at spreads in the excess of 500bps. We expect the credit metrics to improve significantly ahead with NIBD/EBITDA below 3.0x for 2018 paired with a solid liquidity due to the recently announced USD 275m preference share issue with ICBC.
18 IGas Energy PLC 13-21	NO0010673791	100,48	8,0 %	2,5 %	London-listed company producing oil and gas onshore UK. Stable production of ~2,600boepd at an operating cost of USD ~30/boe. The Company has recently been restructured with bondholders receiving a mix of cash, stocks and a new bond, taking NIBD to USD ~10m. This combined with security of all assets and improved lifting costs minimizes risk of refinancing at maturity. The new equity investor is Kerrogan private equity, while the largest bondholder was KKR.
19 Borgestad ASA 14-18 FRN	NO0010720766	100,49	7,2 %	2,5 %	Borgestad was listed in 1917, making it the oldest company on the Oslo Stock Exchange. Today the company is focused on mainly real estate investments in Poland and Norway as well as production, distribution and installation of refractory products. Even though the credit metrics is only deemed adequate, we find solid valuation support in the pledged assets with 75% LTV in our bear case which we believe is sufficient to either refinance the bonds at maturity or sell assets to cover debt obligations.
20 DOF Subsea AS 17-22	NO0010788177	88,90	13,4 %	2,4 %	Provider of subsea tonnage, subsea construction and IMR services. 51% owned by DOF ASA and 49% owned by First Reserve. Strong order backlog of NOK ~18bn (NOK 37bn inc options) with tier-1 counterparties. The firm EBITDA backlog is estimated to cover net debt and remaining capex.
Sum				68,4 %	

Total number of bond positions: 40 (from 36 issuers).

Total number of shares: 3.

EXAMPLES OF PORTFOLIO COMPANIES AT RESPECTIVE YIELD LEVELS ("CREDIT RATINGS")



PRICES FOR DIFFERENT SHARE CLASSES

SHARE CLASS	ISIN	PRICE
Retail NOK	LU0740578702	126,03
Institutional NOK	LU0840158496	119,08
RCN NOK	LU1382364633	125,42
ICN NOK	LU1382364716	119,17
Institutional USD	LU0840159387	100,98
Retail SEK	LU0840159460	100,29
Institutional SEK	LU0840159544	103,89
Retail GBP	LU0840159890	103,83
Retail EUR	LU0840158819	100,12
Institutional CHF	LU1076701652	93,22

OTHER INFORMATION

Share classes	NOK, SEK, EUR, USD, GBP, CHF (all hedged)
Domicile	Luxembourg
Investment Manager	Storm Capital Management Ltd
Administrator	Hauck & Aufhäuser Asset Management Services
Custodian Bank	Hauck & Aufhäuser Fund Platforms S.A.
Management Fee	Retail: 0.75% Institutional: 0.5%
Performance Fee	10% (high water mark)
Redemption Fee	0,25% (accrues to the fund)
Minimum Investment	Retail (50,000 NOK) Institutional (15,000,000 NOK)
Liquidity	Daily
Auditor	KPMG
VPS-registered	For Norwegian clients
Ethical guidelines	Follow the ethical guidelines as defined by Norway's sovereign wealth fund (formal name: Government Pension Fund Global).
AUM (NOKm)	924

TEAM

PORTFOLIO MANAGEMENT

**MORTEN E. ASTRUP***Chief Investment Officer / Founding Partner*

- He has over 20 years of financial and asset management experience including several board positions
- Morten is responsible for:
 - Portfolio management
 - Restructuring processes
- He holds a Master in Business and Economics from the Norwegian School of Management/City University London and is authorised and regulated by the FCA

**MORTEN VENOLD***Portfolio Manager/ Analyst*

- He has 10 years of experience from research and finance
- Before Storm he worked as a credit analyst, covering the offshore high yield space at Arctic Securities in Oslo and before that he worked at ABG Sundal Collier and DNB in London
- Morten is responsible for:
 - Portfolio management
 - Research and daily monitoring of investment universe
- He holds a BSc in Business & Economics from the Norwegian School of Management and a MSc in Finance from Cass Business School in London

INVESTOR RELATIONS / SALES

**TORE ANDERSEN***Sales and Marketing Director*

- He has over 20 years of experience in financial advisory and sales. Before he joined Storm he founded Axir ASA (1995), which was sold in 2010
- Tore is responsible for:
 - Sales and marketing activity
 - Investor relations
- Tore holds a bachelor in Business and Economics from the Norwegian School of Management and is authorized as a financial advisor, AFR and is also authorized through Norwegian Securities Dealers Association

Contact details: +47 920 35 908 or tore@stormcapital.no

**MARCUS S. MOHR***Sales Manager*

- He has over 8 years of experience from investment banking and sales. Before he joined Storm he worked in the investment banking division at Citigroup in London
- Marcus is responsible for:
 - Sales and marketing activity
 - Investor relations
- Marcus holds a Master in Finance and Economics from the University of Strathclyde (Scotland) with distinction

Contact details: +47 951 35 853 or marcus@stormcapital.no

AWARDS



Winner of the Allocator/CNBC Investors Choice Awards as the Long Only Credit Fund of 2016 in the EMEA & APAC. The awards were judged by a distinguished panel of institutional investors in funds and they took into account a set of qualitative criteria covering the investment process, risk management framework and depth of research team, as well as a set of quantitative performance measures including annualized returns, volatility and maximum drawdown.

IMPORTANT INFORMATION

The material contained in this document is not to be regarded as an offer to buy or sell fund shares. The information in this document is general in nature and does not constitute legal, tax, or investment advice. Potential investors are urged to consult their professional advisers on the implications of making an investment in, holding or disposing of shares of, and the receipt of distribution from any investment. Past performance is not indicative of future results. This document has been prepared by Storm Capital Management Ltd. and should not be considered impartial research under FCA Rules. The views expressed may not be supported by independent analysis. The author of this document may be remunerated as a result of transactions generated by this information. Storm Capital Management Ltd. is authorised and regulated in the United Kingdom by the Financial Conduct Authority. Its registered office is at Berger House, 36-38 Berkeley Square, London W1J 5AE, United Kingdom.